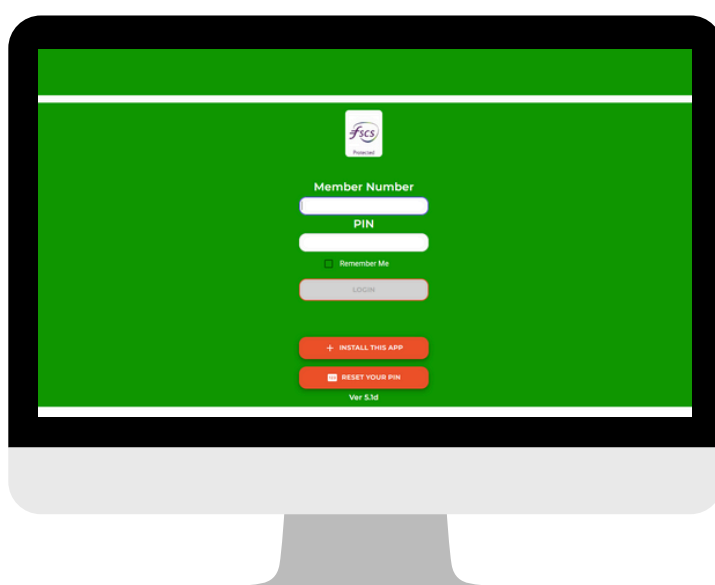


Welcome to the New Acorn App – Built With You in Mind! 🌱

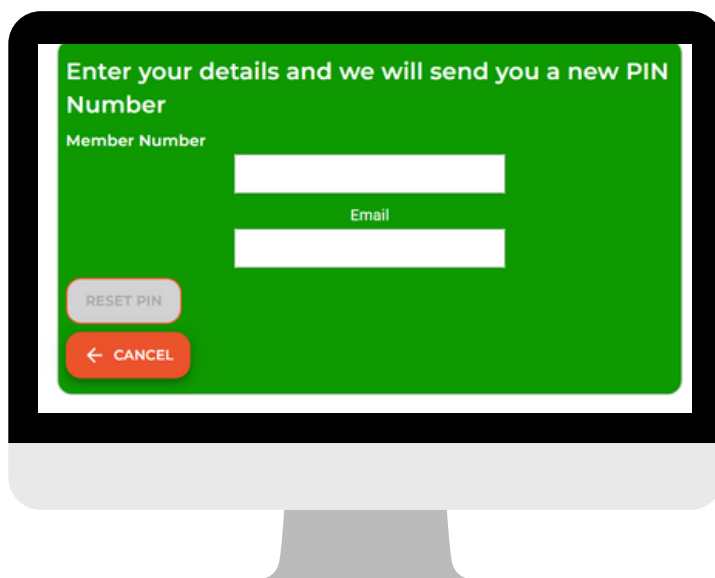
We've listened to your feedback and are excited to introduce the brand-new Acorn Community Bank App—designed to make managing your money easier, more secure, and just a little more joyful, all from the comfort of your home. Here's a quick tour of what's new and how to make the most of it: Desktop Version.

1. 🔑 Easy, Secure LoginLog In.

Logging in is as easy as before. Just use your membership number and PIN.



Forgot your PIN? No worries—just tap “Reset PIN” at the bottom of the login screen. Enter your membership number and email, and we'll send it straight to your inbox.

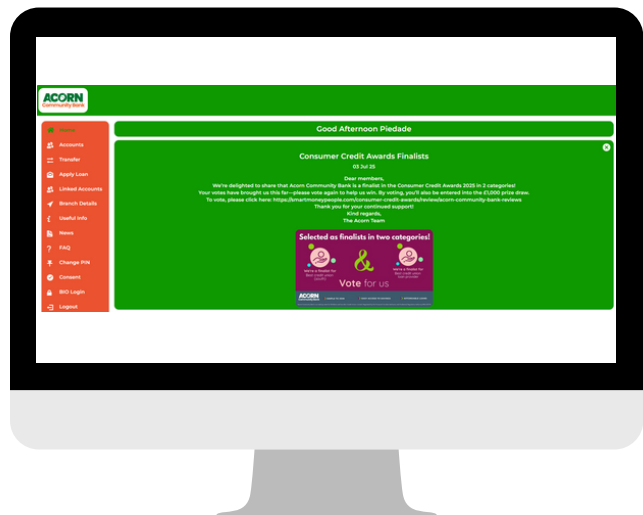


📧 **Need to update your email?** Drop us a message at office@acorncb.co.uk and we'll get it sorted.

A Home Page That Feels Like Home

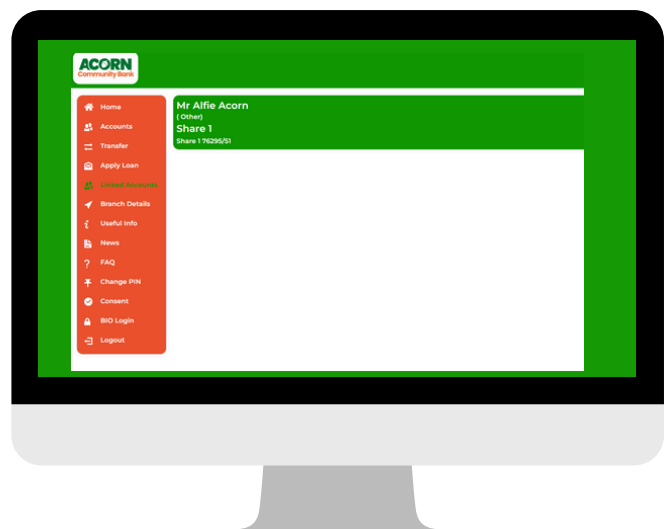
Once logged in, you'll land on your Home Page.

Here you'll find a clear, easy-to-navigate layout, with your menu neatly on the left-hand side.



Your Accounts at Glance

On your accounts page, you'll see all your active accounts listed—with account names on the left and balances on the right—so everything you need is right there.

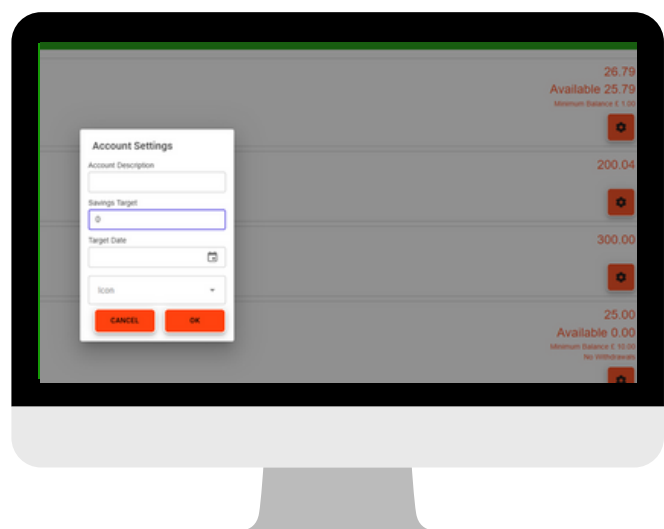


New Ways to Save & Stay On Track

We've added some handy features to help you make your savings go even further:

Customise your account names – like "Holiday Fund" or "New Kitchen"

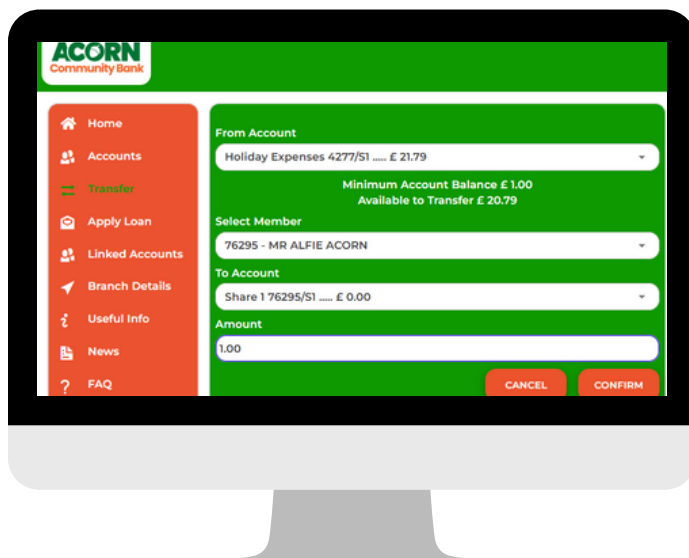
Set savings goals – and track your progress with a helpful visual tracker



4 🏠 Easy Transfers & Withdrawals

Need to move money? You've got options:

- Transfer funds between your Acorn accounts
- Request a withdrawal to your nominated bank account.




💡 Requests made before 1:00 PM (Mon–Fri) arrive by 8:00 PM the same day. After 1:00 PM? They'll be with you the next working day by 8.00 pm.

If you would like to make an extra payment towards your loan, please contact our team and they will support you.

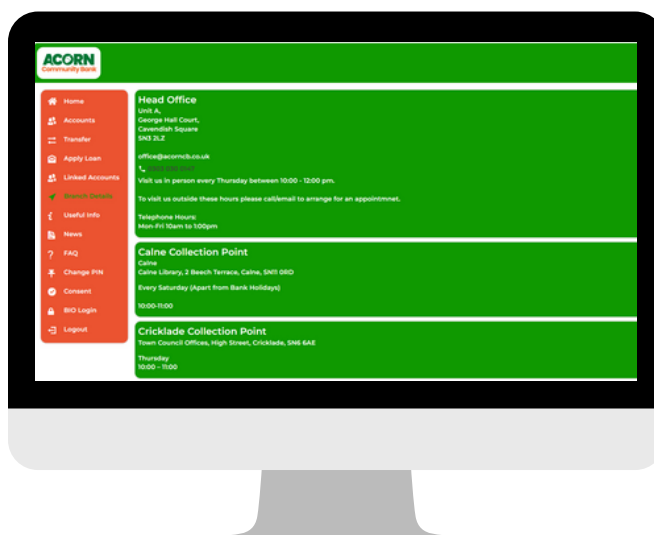
5 ✨ Applying for a Loan?

It's Simple! Head to the Apply Loan tab, answer a few questions, and submit your application.




6 🕒 Branch Details at Your Fingertips

Need to visit us in person? The Branch Details tab lists all our collection points with their opening hours and days—so you can pop in when it suits you.



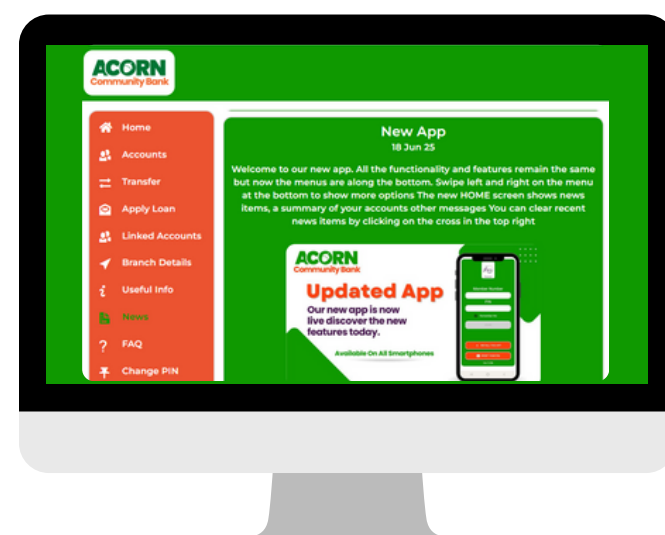
7 📖 Learn As You Go

The Useful Info tab features short how-to videos and handy guides to help you make the most of our services.



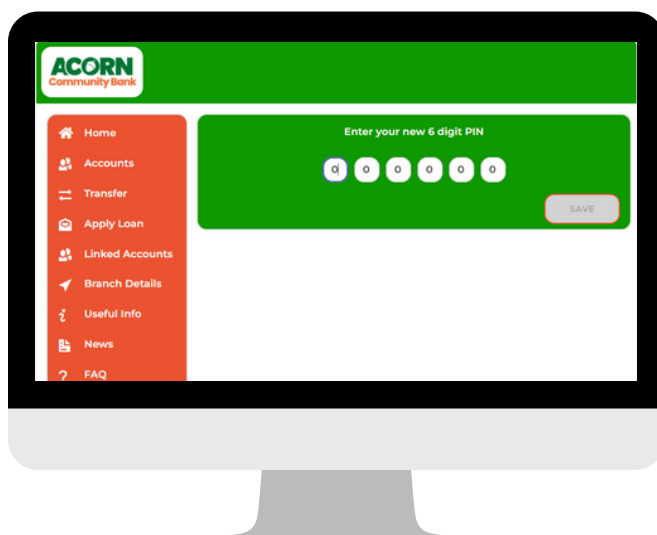
8 📰 Stay in the Loop

Check out the News tab for the latest updates, events, and important info—plus direct links to our website for more.



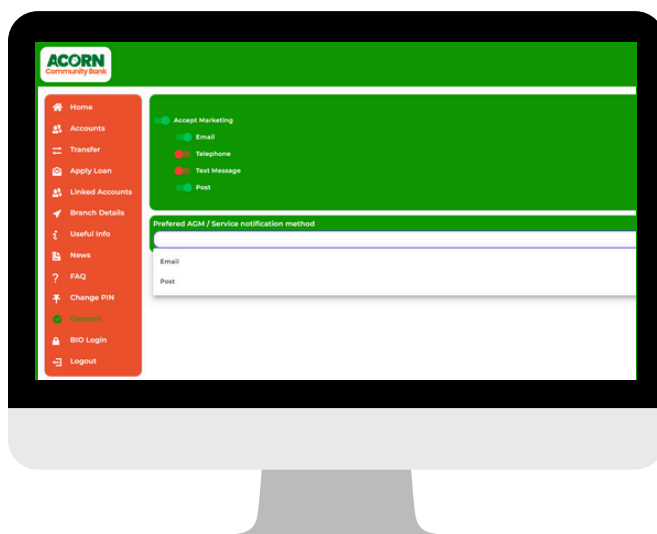
9. **Change Your PIN Easily**

Want to set a PIN you'll remember?
Just click the Change PIN tab and you
will be able to set your own pin.



10. **Stay in Touch (Your Way)**

The Consent tab lets you manage your
marketing preferences in a couple of
taps. You're always in control of how we
reach you.



11. **Biometric Login**

Say goodbye to PINs, if remembering
them is difficult! You can now securely
log in using fingerprint or facial
recognition—no need to remember
your PIN. Simply go to the Bio menu
once logged in an update your bio
metric details.

